



**ROXTON Technical- & Catering-Rider**  
**Actuality: 05 / 2023**

**Contact: Max Roxton | +49 151 25262225 | [contact@maxroxton.com](mailto:contact@maxroxton.com)**

This rider is part of the guest performance contract. It serves to realize the performance of ROXTON technically and to enable a smooth course of the concert. Please contact us in all unclear points, there are certainly in the vast majority of cases possible solutions!

**1. General**

- 1.1 Stage**
- 1.2 Riser**
- 1.3 Helping Hands**
- 1.4 Rider**

**2. Stage technology**

- 2.1 PA / Lightning system**
- 2.2 FOH - technique**
- 2.3 Monitoring**
- 2.4 Required Gear**
- 2.5 Existing Gear**
- 2.6 Backline**

**3. Catering-Rider**

- 3.1 Backstage**
- 3.2 Food & Drink**
- 3.3 Allergies**

**4. Miscellaneous**

- 4.1 Merchandise**
- 4.2 Travel-Party**

**5. Stageplan**

## 1. General

### 1.1 Stage

The stage must be clean, level, rainproof and stable.

A lowerable, or easily and quickly accessible, appropriately dimensioned for the illuminated stage banner (3m x 1.5m) is required!

ROXTON also needs a **clean area** behind the banner (no other banners behind it, otherwise they will be visible!)

### 1.2 Riser

A drum riser is required (2m x 2m)

### 1.3 Helping Hands

Technical equipment for sound and light is needed.

We would be very happy about a helping hand with the set-up & dismantling!

### 1.4 Rider

ROXTON needs all light- and PA- riders as well as various DMX- or patchlists and light plots of the venue at least two weeks before the concert

## 2. Bühnentechnik

### 2.1 PA / Lightning System

A contemporary PA and lighting system of appropriate size for the venue is expected.

PA and lighting system, fully wired, trouble-free and ready for operation.

A technician familiar with the complete system (including wiring) must be present at all times.

### 2.2 FOH - Technique

An interference-free, direct connection from CAT5e from stage to FOH for sound transfer is to be ensured by the organizer. In case of a length of more than 50m the transmission has to be amplified sufficiently. Alternatively, all sound signals can be delivered raw via a splitter.

An interference-free, direct connection from CAT5e or separate DMX connection from stage to FOH for the own floor set is to be ensured by the organizer. On the stage, a specially fused safety cable for the floor set is required.

### 2.3 Monitoring

ROXTON **brings** all needed InEar equipment, monitor mixer.

ROXTON uses 4 radio links in the following frequency ranges:

Voc/Git - Shure PSM300 P3T H20 (518 - 542 MHz)

Bass/Voc - LD Systems MEI2000 G2T B6 (655 - 679 MHz)

Git/Voc - Sennheiser XSW IEM SR B-Band (572 - 596 MHz)

Voc/Tambourine - Shure PSM300 P3T H20 (518 - 542 MHz)

Drum monitoring is wired!

During sound check and stage time of ROXTON no other radio links may be put into operation.

## 2.4 Required Gear

ROXTON **needs** following mics and mic-stand from the venue:

<b>Gear</b>	<b>Max</b>	<b>Lizzy</b>	<b>Gonzo</b>	<b>Jo</b>	<b>Drums</b>
<b>Mics needed</b>	-	-	-	- Shure SM57 od. Sennheiser MD421 (Speaker)	1x Audix6 3x Shure SM57 <b>od.</b> 1x Audix i5 1x Audix D2 2x Audix D4 2x Audix ADX51 (best case: matched pair)
<b>Mic-Stands needed</b>	1x Large (Voc) 1x Small (Speaker)	1x Mid (Tamburine)	1x Large (Voc) 1x Small (Speaker)	1x Large (Voc) 1x Small (Speaker)	2x Large 1x Medium 1x Small 2x Rim-Clamps
<b>XLR-Lanes</b>	1x Backline 1x Frontstage	2 x Mid Stage	1x Backline 1x Frontstage	1x Backline 1x Frontstage	Adjustable In Ear Signal 7x XLR Lanes for Microphones
<b>Power-Supply 230V 50HZ</b>	1x Backline 1x Frontstage	-	1x Backline 1x Frontstage	1x Backline 1x Frontstage	2m x 2m Drum-Raiser
<b>MISC</b>	1x DI-Box + XLR-Lane 5x small towels Locker Room (Backstage)				

## 2.5 Existing Gear

ROXTON **brings** following mics, DI-boxes, stands and cable:

Gear	Max	Lizzy	Gonzo	Jo	Drums
<b>Guitars</b>	<ul style="list-style-type: none"> <li>- PRS SC 594 McCarty</li> <li>- PRS SE SC 594 McCarty</li> <li>- Sire Larry Carlton Signature</li> </ul>	-	<ul style="list-style-type: none"> <li>- Fender Precision Bass</li> <li>- Q-Rich Custom Bass</li> </ul>	<ul style="list-style-type: none"> <li>- Knaggs Kenai</li> <li>- Q-Rich Custom Hss Strat</li> </ul>	-
<b>AMP</b>	PRS MT 15 / 15W	-	Markbass Little Mark 250W	<ul style="list-style-type: none"> <li>- Marshall Tsl 100/100W (Big Stage)</li> <li>- Marshall Jam 800/20W (Small Stage)</li> </ul>	-
<b>Speaker</b>	<ul style="list-style-type: none"> <li>- Marshall 1960AV Vintage (Big Stage)</li> <li>- PRS 1x12 (Small Stage)</li> </ul>	-	<ul style="list-style-type: none"> <li>- Ashdown 1x15</li> <li>- Ashdown 2x10</li> </ul>	<ul style="list-style-type: none"> <li>- Marshall 1960AV (Big Stage)</li> <li>- Framus 2x12 (Small Stage)</li> </ul>	-
<b>Bassdrum</b>	-	-	-	-	22" Bassdrum
<b>Snare</b>	-	-	-	-	14" Snare
<b>Toms</b>	-	-	-	-	<ul style="list-style-type: none"> <li>- 12" Hängetom</li> <li>- 16" Standtom</li> </ul>
<b>Percussion</b>	-	Meinl TMT Tamburine	-	-	-
<b>Mics</b>	<ul style="list-style-type: none"> <li>- Shure SM58 (Voc)</li> <li>- Shure SM57 (Git)</li> </ul>	- Shure SM58 (Voc)	- Beyerdynamic (Voc)	- Shure SM58 (Voc)	-
<b>Mic-Stands</b>	-	1x Large	-	-	-
<b>Monitoring</b>	In Ear > Shure PSM300 P3T H20 (518 - 542 MHz) (2 individual XLR Signals require!)	In Ear > Shure PSM300 P3T H20 (518 - 542 MHz) (2 individual XLR Signals require!)	In Ear > LD Systems MEI2000 G2T B6 (655 - 679 MHz)	In Ear > Sennheiser XSW IEM SR B-Band (572 - 596 MHz)	In Ear > wired

## 2.6 Backline

ROXTON needs following from the **own** backline:

All Amps + Speaker

## 3. Catering-Rider

### 3.1. Backstage

A room, separated from the stage and the audience area and heated in the cold season, for retreat, changing and rest.

### 3.2 Food & Drink

- dear would be non-alcoholic drinks and small snacks upon arrival of the band.
- A warm and healthy meal for band and crew at least one hour before the concert starts. **No** fast food and **no** cheese-covered things please!

**Please note: Vegan/Vegetarian:** Max, Lizzy, Jo.

- On stage: sufficient still water, without carbonic acid and at room temperature.
- Backstage: light beer, white wine, spiced rum, coffee and soft drinks at refrigerator temperature would be great. Small snacks and sweets always lift the spirits.
- Unlimited drinks for band and crew.

### 3.3 Allergies

- Gonzo: Asparagus
- Jo: Nuts, Raw Soy, Raw Carrots

## 4. Miscellaneous

### 4.1. Merchandise


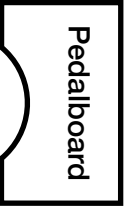
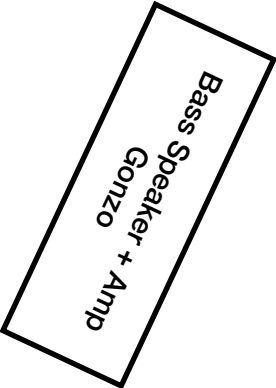
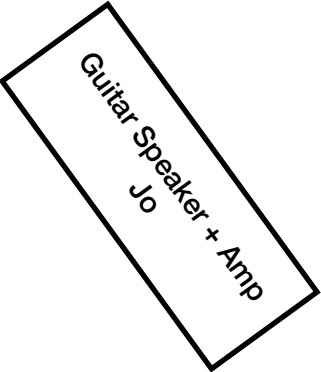
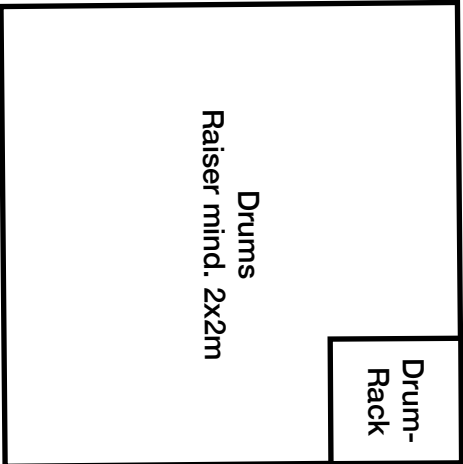
One (1) table (approx. 1,5m x 0,7m) if possible at a well visible place for the Sale of CDs and fan articles during and after the concert.

If the table is not in the audience area, it must please be guarded by a helper!

### 4.2. Travel-Party

Civil Name ( <b>NOT to be named in public!</b> )	Artist Name ( <b>To be named in public!</b> )	Position
Max Roxton	Max Roxton	Frontman, Vocals, Guitar
Lisa Schmittlein	Liz Ivy	Vocals, Tambourine
Gonzalo Urgel-Tendero	Gonzo Urgel	Bass, Vocals
Johannes Apfelböck	Jo Apfel	Guitar, Vocals
Gereon Homann	Gereon Homann	Drums
(Not always part of TP, please ask) Carla Kypke		Merchandise

BANNER (Holz-LED-Falke mit Ketten für Aufhängung)



5. Stageplan